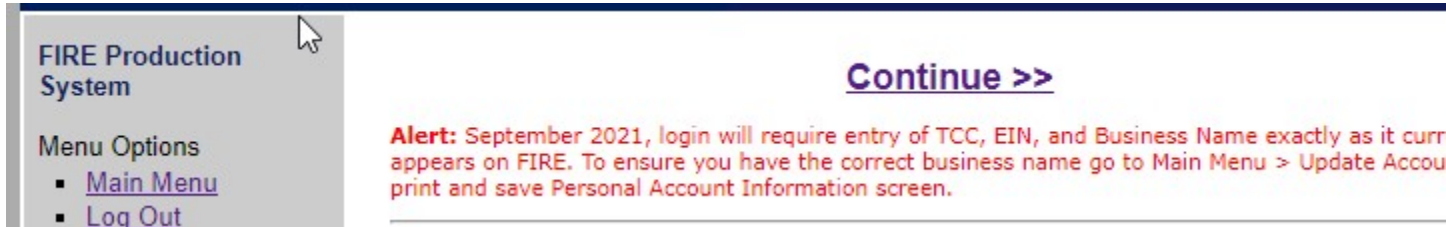


How to file for an extension for Tax Year 2022 --

Go to <https://Fire.IRS.Gov>

*If you are unable to access FIRE system with previous years login and have reviewed "Hints document" you should file an extension and contact the IRS for assistance.*



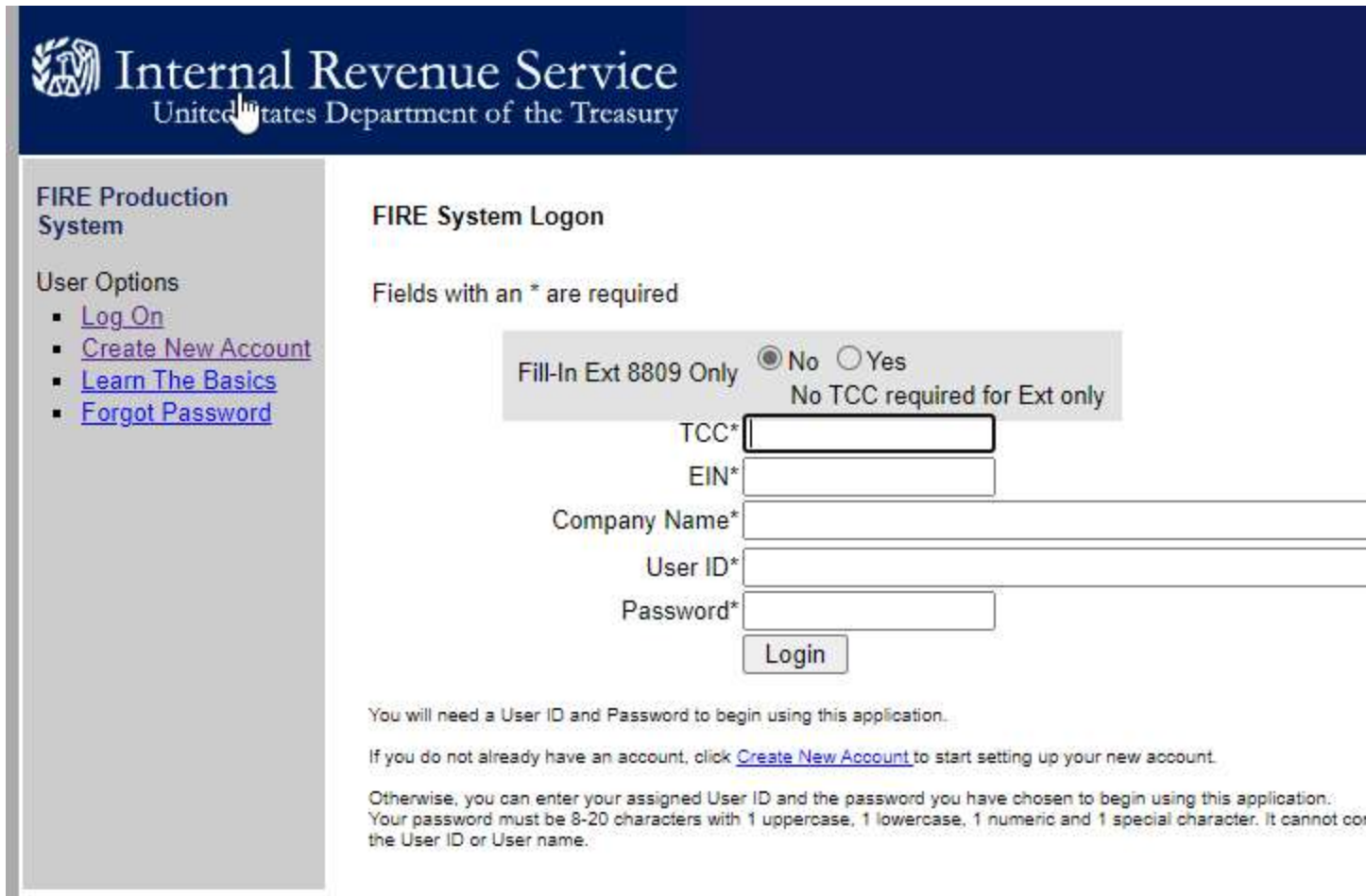
FIRE Production System

Menu Options

- [Main Menu](#)
- [Log Out](#)

**Continue >>**

**Alert:** September 2021, login will require entry of TCC, EIN, and Business Name exactly as it currently appears on FIRE. To ensure you have the correct business name go to Main Menu > Update Account Information screen, print and save Personal Account Information screen.



**Internal Revenue Service**  
United States Department of the Treasury

FIRE Production System

User Options

- [Log On](#)
- [Create New Account](#)
- [Learn The Basics](#)
- [Forgot Password](#)

**FIRE System Logon**

Fields with an \* are required

Fill-In Ext 8809 Only  No  Yes  
No TCC required for Ext only

TCC\*

EIN\*

Company Name\*

User ID\*

Password\*

You will need a User ID and Password to begin using this application.

If you do not already have an account, click [Create New Account](#) to start setting up your new account.

Otherwise, you can enter your assigned User ID and the password you have chosen to begin using this application. Your password must be 8-20 characters with 1 uppercase, 1 lowercase, 1 numeric and 1 special character. It cannot contain the User ID or User name.

If able to login to the FIRE site without issues

Log On with your FIRE User ID and Password (*if you have not created an account, click on Create New Account*)

FIRE Production System

Menu Options

- [Send Information Returns](#)
- [Check File Status](#)
- [Extension of Time Request](#)
- [Email](#)
- [Change Password](#)
- [Update Account](#)
- [Change PIN](#)
- [Change Secret Phrase](#)
- [Log Out](#)

### Where Do I Go From Here?

If you want to electronically file 1042-S, 1097, 1098, 1099, 3921, 3922, 5498, 8027, W-2G and 8955-SSA click the [Send Information Returns](#) menu option on the left to begin the Electronic Filing process.

**Please note:** This system does not support fill-in forms, you must have software to create the electronic file. However, this system does offer a fill-in option for submitting Form 8809, Application for Extension of Time to File Information Returns.

### Electronic Filing Deadlines TY 2021

Due Dates for electronic filing:

Forms 1097, 1098, 1099, W-2G, 3921 & 3922 are all due by March 31, 2022

Form 1099-MISC NEC reporting is due by January 31, 2022


## Welcome to the Filing Information Returns Electronically System

Online Information Returns (IR) Application for Transmitter Control Code (TCC) replaces Form 4419 and is available on IRS.gov. All new users requesting a TCC must use the IR Application for TCC. You must have a TCC, before you can send information returns electronically. If you are an existing TCC user and need an additional TCC you must use the IR Application for TCC.

**Note:** A paper Form 4419 can only be used by an existing user who did not receive their TCC through the new IR Application for TCC and is changing their contact information and or address.

For more information go to Filing Information Returns Electronically on IRS.gov.

Click on "Extension of Time Request"


 **Internal Revenue Service**  
United States Department of the Treasury

FIRE Production System

Menu Options

- [Main Menu](#)
- [Log Out](#)

**Extension of Time Options**

- [Fill-In Extension Form](#)  The fill-in form option is used in lieu of Form 8809, Application for Extension of Time To File Information Returns. (This does not apply to the 'Upload an Extension File' below.) This option will give you an instant approval of your original extension request if the application is completed and accepted.
- [Summary of Fill-In Extension Form](#) This option will display all extension requests that a user has submitted for their User ID via the fill-in extension form option on FIRE for current and 1 prior year.
- [Upload an Extension File](#) This option is used to upload a file to request an extension for multiple payers. The file must be in the record format according to Publication 1220.

[FIRE Privacy Policy](#)

Click on “File-In Extension Form”

The screenshot shows the top header with the Internal Revenue Service logo and the text 'Internal Revenue Service United States Department of the Treasury'. On the left is a sidebar with 'FIRE Production System' and 'Menu Options' containing links for 'Main Menu' and 'Log Out'. The main content area is titled 'Extension of Time Request Information' and contains the following text: 'This option is used to request an automatic 30-day extension. This extension option **does not** give you additional time to give recipients their copies of the form and/or documents.' A 'NOTE' follows, explaining that additional extensions require Form 8809 and are granted only in cases of hardship or catastrophic events. A 'Caution' section states that this system is not for Form 1042, 1044, or 1040. At the bottom of the main content area are two buttons: 'Continue' and 'Main Menu'. A 'FIRE Privacy Policy' link is located at the very bottom of the page.

Review and select either Continue or Main Menu (Cancel)

The screenshot shows the top header with the Internal Revenue Service logo and the text 'Internal Revenue Service United States Department of the Treasury'. On the left is a sidebar with 'FIRE Production System' and 'Menu Options' containing links for 'Main Menu' and 'Log Out'. The main content area is titled 'The Legalese' and contains a bolded statement: 'Under penalties of perjury, I declare that the file I am about to transmit is correct and complete, to the best of my knowledge and belief.' Below this is a smaller note: 'Although an authorized agent may enter their PIN, the payer is responsible for the accuracy of the returns. The payer will be liable for penalties for failure to comply with filing requirements.' There is a section for 'Fields with an \* are required' with a 'PIN\*' label, a text input field, and a 'Submit' button. A 'NOTE' at the bottom states: 'NOTE: If you forget your PIN, please call us toll-free at 1-866-455-7438.' A 'FIRE Privacy Policy' link is located at the very bottom of the page.

Enter your PIN and click Submit



FIRE Production System

Menu Options

- [Main Menu](#)
- [Log Out](#)

Extension of Time Request for Tax Year

← This should be the current Tax Year

Fields with an \* are required

How will the Information Returns be Filed?\*

- Paper
- Electronic

Type of Returns\*  
(Check all that apply)

- 1097/1098/1099/W-2G/3921/3922
- 5498
- 5498-SA
- 1094/5-C
- 5498-ESA
- 1042-S
- 8027
- 1095-B
- 1099-MISC-NEC

If an option is disabled, the form is past the due date and an extension cannot be filed for this type of return.

Payer's/Filer's Information

TIN\*

Payer Name 1\*

Payer Name 2

Address\*

City\*

State\*  Zip\*

Contact Name

Phone Number / Ext  /

Transmitter Control Code  (if applicable)

Foreign Country  No  Yes

Submit

Return to Main Menu

Complete the fields and click Submit

FIRE Production System

Menu Options

- [Main Menu](#)
- [Log Out](#)

### Extension of Time Request for Tax Year 2017

Fields with an \* are required

<b>How will the Information Returns be Filed?*</b>	<b>Type of Returns* (Check all that apply)</b>
<input type="radio"/> Paper	<input checked="" type="checkbox"/> 1097/1098/1099/W-2G/3921/3922
<input checked="" type="radio"/> Electronic	<input type="checkbox"/> 5498-ESA
	<input type="checkbox"/> 5498
	<input type="checkbox"/> 5498-SA
	<input type="checkbox"/> 1042-S
	<input type="checkbox"/> 8027
	<input type="checkbox"/> 1094/5-C
	<input type="checkbox"/> 1095-B
	<input type="checkbox"/> 1099-MISC-NEC

If an option is disabled, the form is past the due date and an extension cannot be filed for this type of return.

TIN

Payer Name 1

Payer Name 2

Address:

City

State  ZIP

Contact Name

Phone Number / Ext

Transmitter Control Code  (If Applicable)

Foreign Country  Yes  No



Verify the information entered and then click Revise or Accept

Internal Revenue Service  
United States Department of the Treasury

Menu Options  

- [Main Menu](#)
- [Log Out](#)

Extension of Time for Tax Year ← This should be the current tax year

Payer TIN:  User ID:   
Payer Name1:  Date:

Type of Return	Electronic Extended Due Date
1098/1099/W-2G/3921/3922	<input type="text" value="Extension due date"/>
	<input type="text" value="**TBA**"/>

Please print this screen for your records if you have not already done so.

Do you have another extension of time to file?

**The extension due date to file your IRSTAX 2022 1099-s with the IRS without penalty is May 2<sup>nd</sup>, 2023 \*\* - ,**

Note: the extension must be filed at FIRE site by 3/31/2023 to ensure your extension is validated by IRS. The IRSTAX file **must be uploaded by 5/2/2023** to avoid any late penalty

Remember to Click **“Print”** and save.